




Datos del ventilador

19.03.2021

versión FANselect V 1.01 (210319), AMCA V 1.03 February, 2019 / 1.21.03.19 | 68425 | (Usuario ZAFS58425)

1



tipo	FN050-VDK.41.V7P1
Número de artículo	141407 Portfolio STD-WW

datos tecnicos

Motor	---	
Alimentación de red	-	3~ 400V 50Hz Y
Intensidad nominal	A	0.84
temperatura ambiente,	°C	70
Eficiencia η_{statA}	%	33,4
Eficiencia N_{actual} N_{target}	40,7 40	
Conformidad ErP	2015	
grille influence	pressure side measured	

Datos del ventilador

Frecuencia (f_{DP}) (f_{max})	Hz	50 60
Dimensiones (a x h x l)	mm	591 x 591 x 226
Peso	kg	13.3

PF:PF_50; Ano:141407; STol:+-10 %



Curva característica / Datos sonoros

19.03.2021

version FANselect V 1.01 (210319), AMCA V 1.03 February, 2019 / 1.21.03.19 | 68425 | (Usuario ZAFS58425)

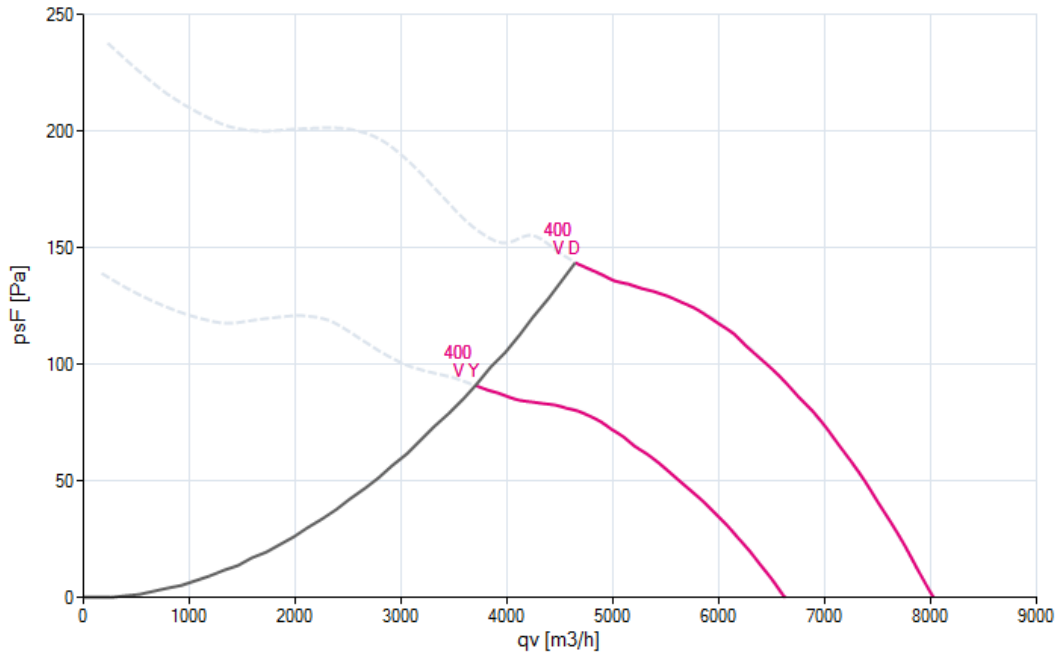
1 FN050-VDK.4I.V7P1

Measured in short nozzle with pressure side guard grille in air flow direction V in installation type A according to ISO5801

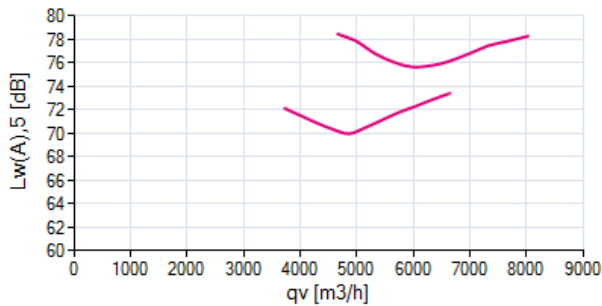
141407 | Portfolio STD-WW

Densidades de medida 1.16 [kg/m³]

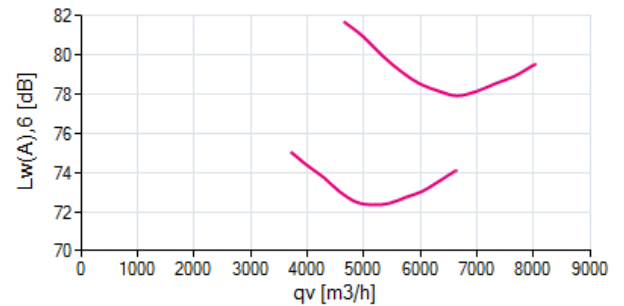
Prestaciones p_{sF}



Datos sonoros ($L_{w(A),5}$)



acustica



1 FN050-VDK.4I.V7P1

f [Hz]	sum	63	125	250	500	1000	2000	4000	8000
$L_{w(A),5}$	-	-	-	-	-	-	-	-	-
$L_{w,5}$	-	-	-	-	-	-	-	-	-

f [Hz]	sum	63	125	250	500	1000	2000	4000	8000
$L_{w(A),6}$	-	-	-	-	-	-	-	-	-
$L_{w,6}$	-	-	-	-	-	-	-	-	-

FANselect



Eficiencia / Potencia

19.03.2021

versión FANselect V 1.01 (210319), AMCA V 1.03 February, 2019 / 1.21.03.19 | 68425 | (Usuario ZAFS58425)

1

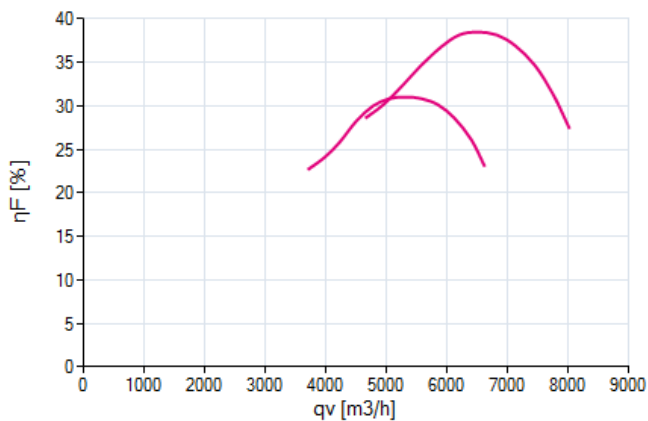
FN050-VDK.4I.V7P1

Measured in short nozzle with pressure side guard grille in air flow direction V in installation type A according to ISO5801

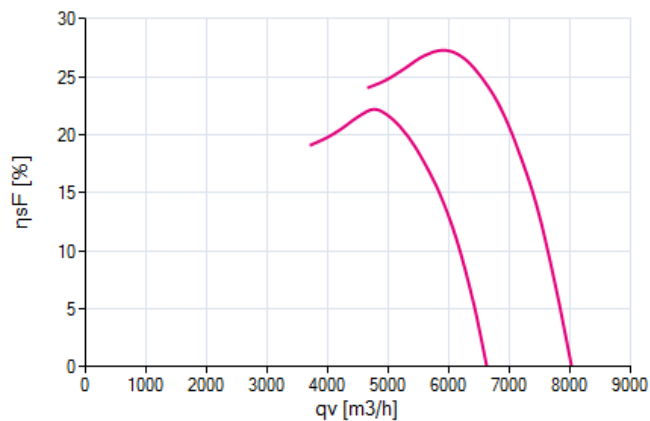
141407 | Portfolio STD-WW

Densidades de medida 1.16 [kg/m³]

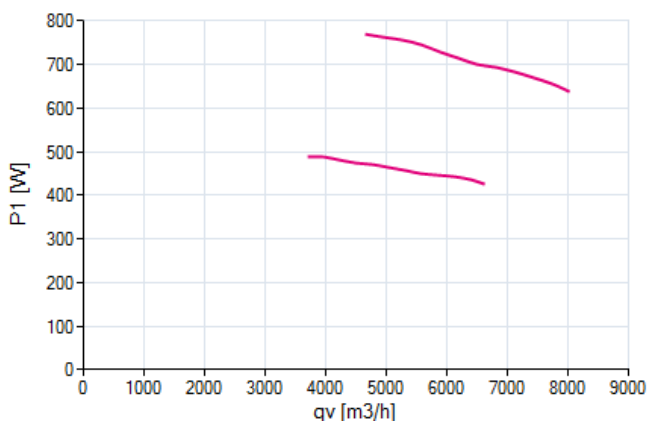
Eficiencia η_F



Eficiencia η_{sF}



Potencia P_1





Valores nominales

19.03.2021

versión FANselect V 1.01 (210319), AMCA V 1.03 February, 2019 / 1.21.03.19 | 68425 | (Usuario ZAFS58425)

1



FN050-VDK.4I.V7P1

141407

3~ 400V +10/-10 D/Y 50Hz P1 0.77/0.49kW P2 0.52/0.26kW
 1.70/0.84A DI=0% 1300/1025/MIN COSY 0.64 70°C
 3~ 400V +10/-10 D/Y 60Hz P1 1.10/0.60kW P2 0.64/0.22kW
 1.90/1.00A DI=0% 1400/980/MIN COSY 0.81 70°C
 3~ 460V +10/-10 D/Y 60Hz P1 1.20/0.70kW P2 0.76/0.32kW
 2.00/1.05A DI=0% 1480/1100/MIN COSY 0.76 70°C
 IP54 THCL155

Plano

19.03.2021

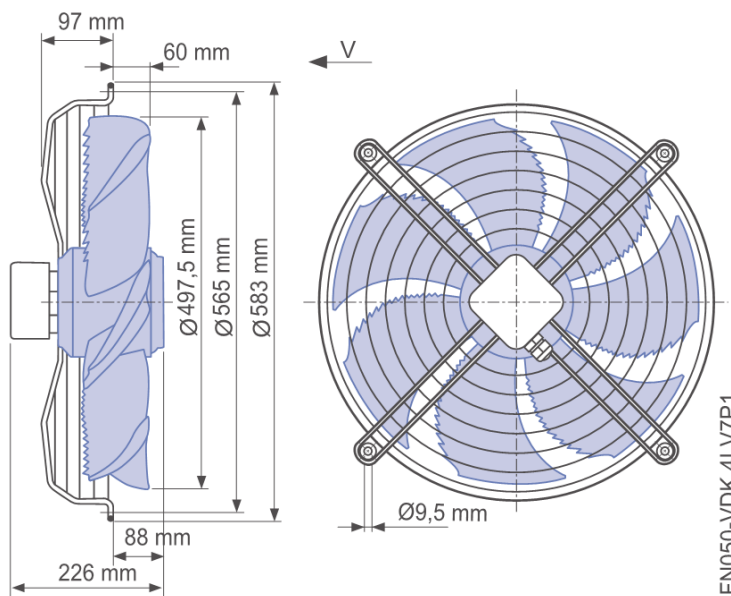
versión FANselect V 1.01 (210319), AMCA V 1.03 February, 2019 / 1.21.03.19 | 68425 | (Usuario ZAFS58425)

1



FN050-VDK.4I.V7P1

141407



FN050-VDK.4I.V7P1

diagrama de cableado

19.03.2021

versión FANselect V 1.01 (210319), AMCA V 1.03 February, 2019 / 1.21.03.19 | 68425 | (Usuario ZAFS58425)

1



FN050-VDK.4I.V7P1

141407

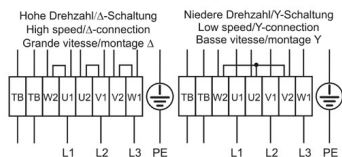
3~ Motor mit 2 Drehzahlen(Δ /Y-Umschaltung) und Thermostatschalter (falls eingebaut). Ohne Brücke bei Verwendung von Drehzahlumschalter.

3~ motor, 2 speeds (Δ /Y switch over) with thermostatic switch (if built in). Without bridge when using speed change-over switch.

Moteur triphasé à 2 vitesses (Δ /Y-commutation) avec interrupteur thermostatique (si incorporé). Les pièces de connexion sont à supprimer avec l'utilisation d'un commutateur de vitesse.

U1	braun	brown	brun
V1	blau	blue	bleu
W1	schwarz	black	noir
U2	rot	red	rouge
V2	grau	grey	gris
W2	orange	orange	orangé
TB	weiß	white	blanc

108XA-02




Anschlussschaltbild im Anschlusskasten aufbewahren.
 Keep wiring diagram in terminal box.
 Conserver le schéma de raccordement dans la boîte à bornes.



componentes del sistema

19.03.2021

versión FANselect V 1.01 (210319), AMCA V 1.03 February, 2019 / 1.21.03.19 | 68425 | (Usuario ZAFS58425)



tipo	FN050-VDK.4I.V7P1
Número de artículo	141407

- componente mecanico**
- alabes directores
 - tipo: Ø 500
 - Número de artículo: 00286705

 - alabes directores
 - tipo: Ø 500
 - Número de artículo: 00291529